



STK4873

Thick Film Hybrid Integrated Circuit
35W MIN 2-CHANNEL AF POWER AMP,
(DUAL SUPPLY)

TENTATIVE

Case Outline : 16 pins (See attached sheet.)

Function : 2-channel AF power amp.

Use : 35W audio use

Features :

1. Contains emitter follower circuit for upgrading.
2. Case temperature 125°C is guaranteed, thereby enabling great reduction of heat sink.
3. By attaching muting circuit externally, pop noise at the time of power ON/OFF can be rejected.

Maximum Ratings at Ta=25°C

| | | unit |
|---------------------------------|------------------|----------------|
| Supply Voltage | V _{CC} | ±43.5 V |
| Thermal Resistance | θ _{J-C} | 1.9 °C/W |
| Junction Temperature | T _J | 150 °C |
| Operating Temperature | T _C | 125 °C |
| Storage Temperature | T _{stg} | -30 to +125 °C |
| Available Time for Load Shorted | t | 2 sec |

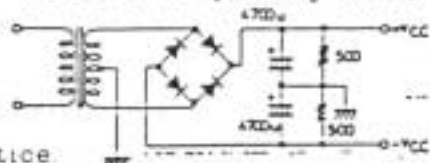
V_{CC}=±30V, R_L=8ohm, f=50Hz, P_o=35W

Operating Characteristics at Ta=25°C, R_L=8ohm, V_G=40dB, R_L:Non-inductive load, R_g=600ohm at specified test circuit

| | | min | typ | max | unit | |
|-----------------------------|---------------------------------|----------------------------------------------------------------|-----|-----|------------|------|
| Output Power | Po(1) | V _{CC} =±30V, f=20 to 20kHz, THD=0.02% | | | 35 | W |
| | Po(2) | V _{CC} =±26V, f=1kHz, THD=0.08%, R _L =4ohm | | | 40 | W |
| Total Harmonic Distortion | THD | V _{CC} =±30V, f=20 to 20kHz, Po=1.0W | | | 0.02 | % |
| Frequency Characteristic | f _L , f _H | V _{CC} =±30V, Po=1.0W, dB | | | 10 to 100k | Hz |
| Input Impedance | r _i | V _{CC} =±30V, f=1kHz, Po=1.0W | | | 32 | kohm |
| Output Noise Voltage | V _{NO} | V _{CC} =±33V, R _g =10kohm | | | 1.2mVrms | |
| Quiescent Current | I _{CCQ} | V _{CC} =±33V | | | 35 70 120 | mA |
| Output Middle Point Voltage | V _N | V _{CC} =±33V | | | -70 0 +70 | mV |

(Note)

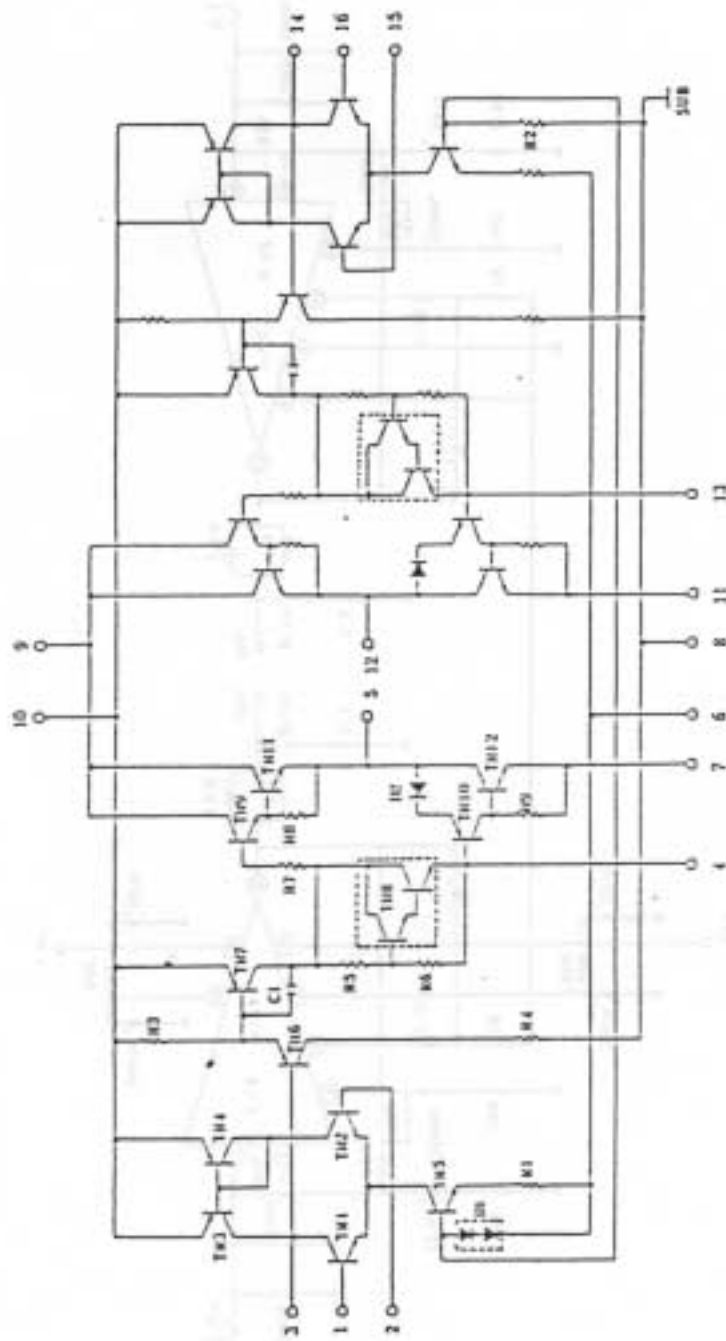
- 1) For power supply at the time of test, use a constant-voltage power supply unless otherwise specified.
- 2) For measurement of the available time for load shorted and output noise voltage, use the specified transformer power supply shown below.
- 3) The output noise voltage is the peak value on rms scale (VTVM) of average value indicating type. For AC power supply, use an AC stabilized power supply (50Hz) to eliminate the effect of flicker noise in AC primary line.



These specifications are subject to change without notice.

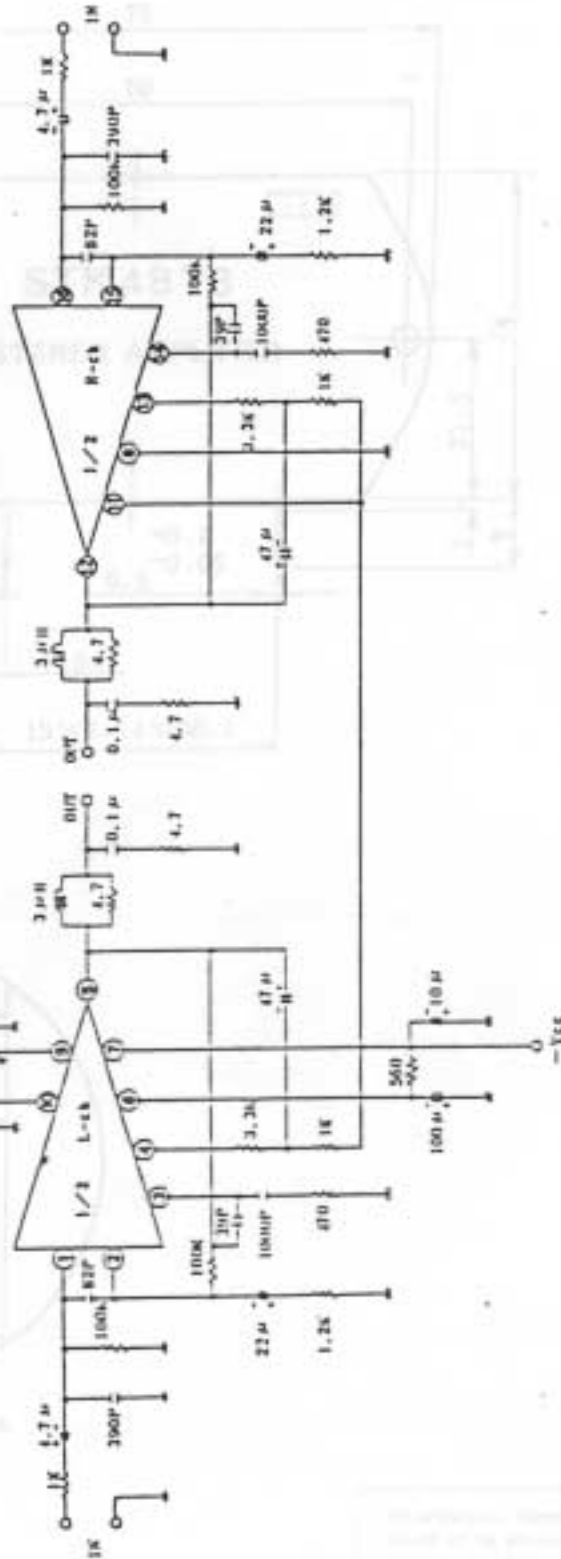
TOKYO SANYO ELECTRIC CO., LTD. SEMICONDUCTOR DIVISION
15-13, 6-CHOME, SOTOKANDA, CHIYODA-KU, TOKYO 100, JAPAN

Internal Equivalent Circuit



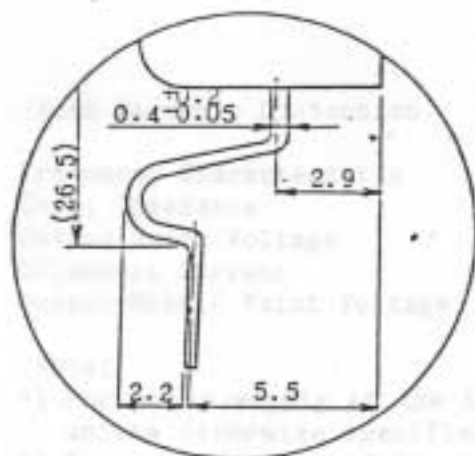
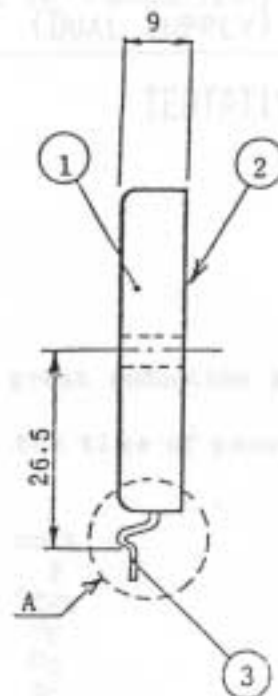
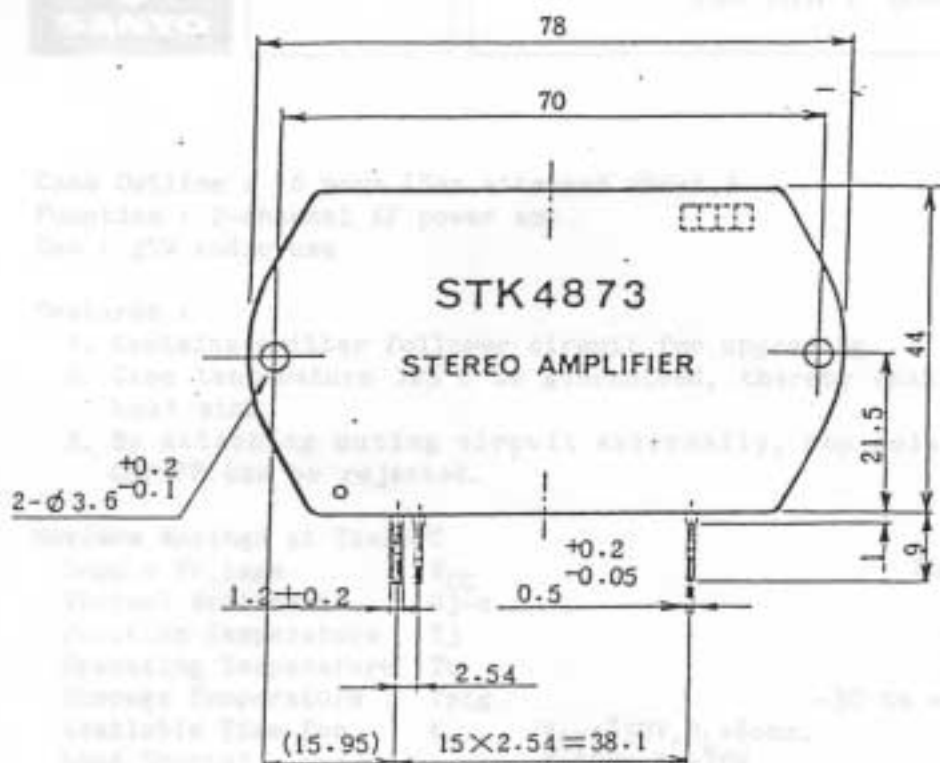
Test Circuit

Case Outline



Case Outline

unit:mm



Detail drawing of A

Information furnished by SANYO is believed to be accurate and reliable. However, no responsibility is assumed by SANYO for its use; nor for any infringements of patents or other rights of third parties which may result from its use, and no license is granted by implication or otherwise under any patent or patent rights of SANYO.